



How to log a sighting

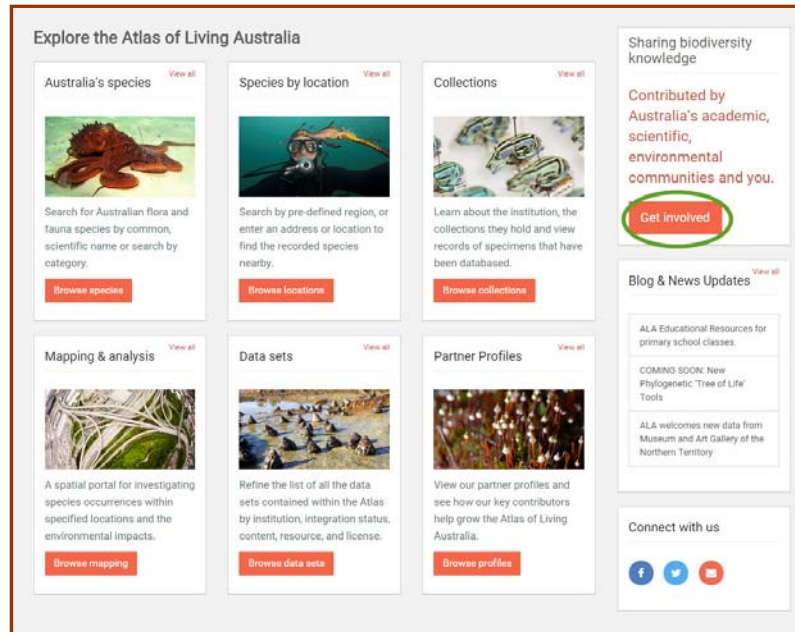


ATLAS OF **LIVING**
AUSTRALIA
sharing biodiversity knowledge

ALA User Guide 4

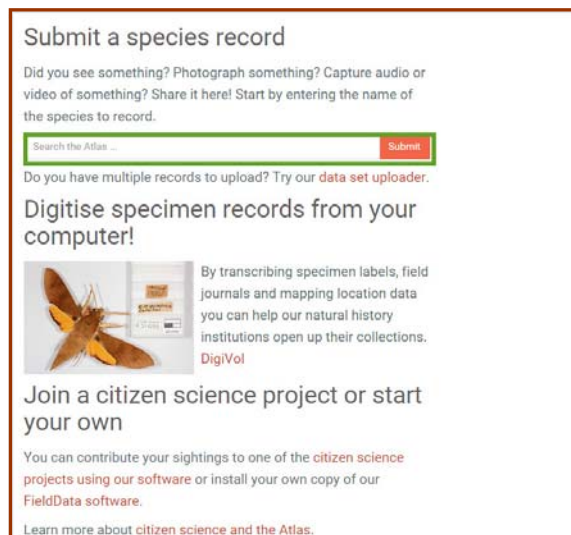


Begin at the Atlas of Living Australia homepage. Select "Get involved".



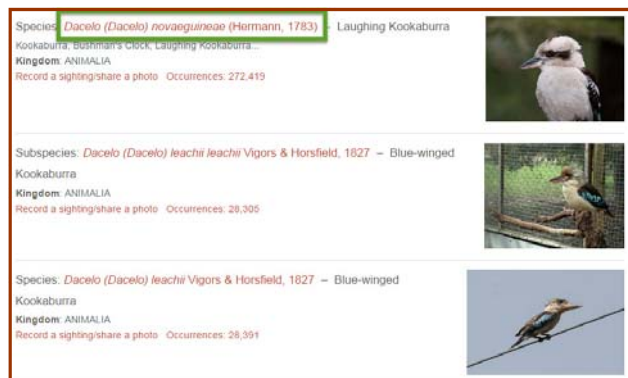
The screenshot shows the Atlas of Living Australia homepage with several navigation options. A red circle highlights the "Get involved" button in the "Sharing biodiversity knowledge" section.

Type the species or common name into the box, then click search.



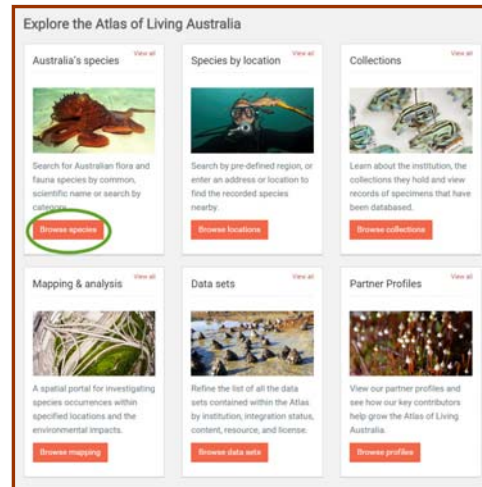
The screenshot shows the "Submit a species record" form. A red box highlights the search input field and the "Submit" button. Below the form, there is a section for "Digitise specimen records from your computer!" and a section for "Join a citizen science project or start your own".

Select the species name

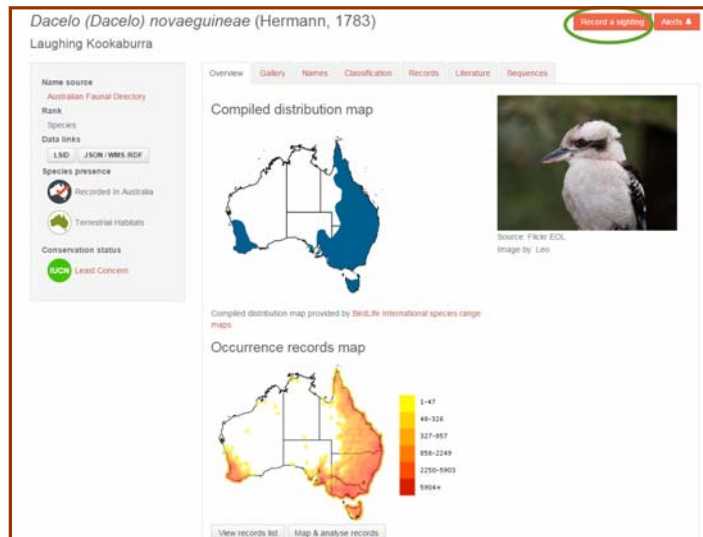


The screenshot shows search results for "Dacelo (Dacelo) novaeguineae (Hermann, 1783)". The species name is highlighted with a red box. Below the main result, there are two subspecies listed: "Dacelo (Dacelo) leachii leachii Vigors & Horsfield, 1827 - Blue-winged Kookaburra" and "Dacelo (Dacelo) leachii Vigors & Horsfield, 1827 - Blue-winged Kookaburra". Each result includes a small image of the bird.

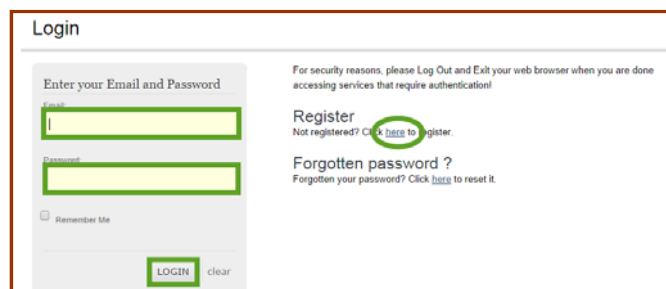
You can also get to the species page from the front page by searching or clicking on “Australia’s species”.



When the species page comes up, select “Record a sighting”.



To record a sighting, you need to be registered and logged in to the ALA website. Enter your email and password here, or click on register if you haven't previously.



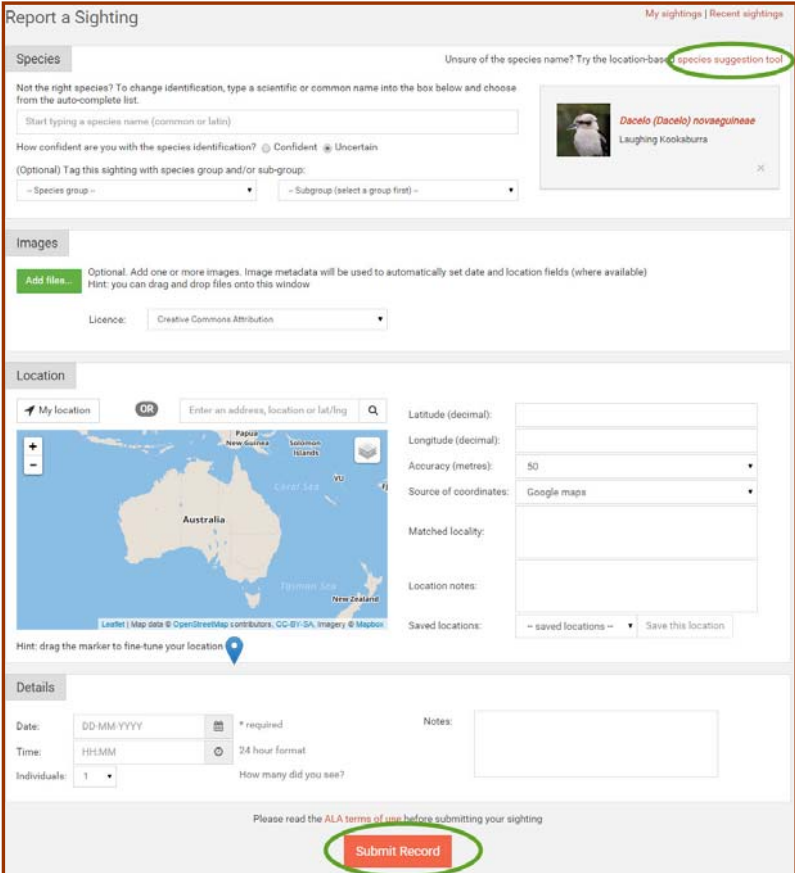
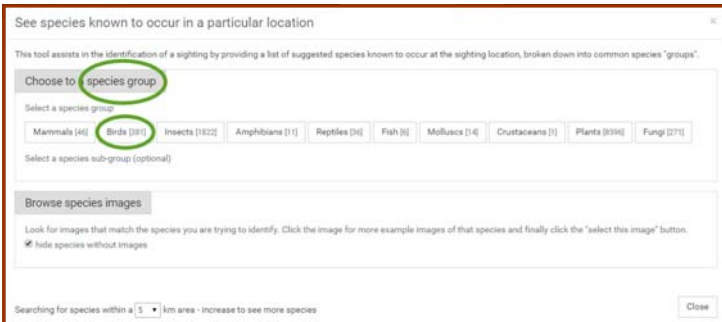
You need to enter all the details of your sighting. This includes specific details of where and when you saw the species and photographs if you have them.

You can zoom very close in on the map to show exactly where the sighting was.

There is also space for any additional notes if required.

Once you have finished entering all of the details, click on Submit record, either at the bottom or the top of the page.

If you are unsure of the species, head to the Species Selection Tool by clicking the top right hand corner of the page once you have entered a location for your sighting.

This will then give you a list of species that have been recorded in that area which you can narrow by species group.

You'll then see images of the relevant species recorded in that area.

Choose the one that is most likely to be correct

See species known to occur in a particular location

This tool assists in the identification of a sighting by providing a list of suggested species known to occur at the sighting location, broken down into common species "groups".

Choose to a **species group**

Select a species group

Mammals [46] **Birds [381]** Insects [1822] Amphibians [11] Reptiles [36] Fish [6] Molluscs [14] Crustaceans [1] Plants [8596] Fungi [271]


Select a species sub-group (optional)

Parrots [32] Perching Birds [173] Hummingbirds, Swifts [3] Bitterns, Ibises [17] Falcons [20] Petrels, Fulmars [1] Ostriches [1] Fowls [5]
Cuckoos [10] Nightjars, Frogmouths, Potoos [3] **Kingfishers [10]** Owls [7] Doves [12] Grebes [3] Buttonquails [3] Waders, Gulls, Auks [36]
Large waterbirds [10] Cranes [15] Ducks, Geese, Swans [20]

Browse species images


Look for images that match the species you are trying to identify. Click the image for more example images of that species and finally click the "select this image" button.

hide species without images



Laughing Kookaburra Dollarbird Sacred Kingfisher Rainbow Bee-eater Azure Kingfisher Red-backed Kingfisher
Dacelo (Dacelo) novaeguineae
Todiramphus (Todiramphus) sanctus sanctus

Laughing Kookaburra — *Dacelo (Dacelo) novaeguineae* [species page](#)



Select this species

Close

More specimen images of that species will open up to help you make sure of the classification. At this point, clicking on "Select this species" you will go back to the initial Report a Sighting page.